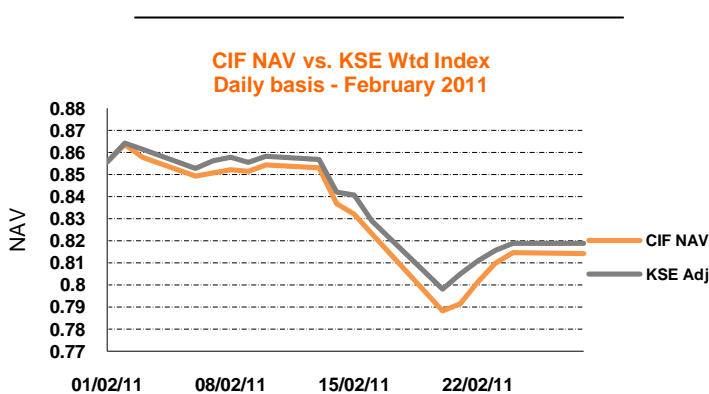
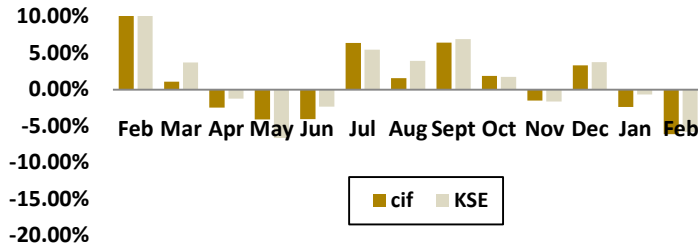


Monthly Fund Performance

	Feb	Mar	Apr	May	Jun	Jul	Aug	Sept	Oct	Nov	Dec	Jan	Feb
NAV	18.88%	1.11%	2.47%	4.09%	4.04%	6.41%	1.57%	6.44%	1.87%	1.47%	3.33%	2.38%	6.09%
KSE	13.50%	3.73%	1.22%	6.62%	2.31%	5.49%	3.96%	6.92%	1.76%	1.62%	3.79%	0.67%	5.80%

NAV vs. KSE monthly performance (February 2010– February 2011)



Monthly Performance of the Fund

	Fund	KSE Wtd
NAV	0.814	
YTD - 2011	6.09%	5.80%
Since Inception	115.69%	228.16%
Volatility – SD (12months)	22.66%	20.11%
Sharpe Ratio (Inception)	0.24	1.07
Beta	0.8953	

Top Five Holdings

1 – Zain	
2 – National Bank of Kuwait	
3 – Kuwait Finance House.	
4 – Kuwait Cement Co.	
5 – Kuwait Food Co.(Americana)	
Funds Sectors Allocation	
Banking Sector	20.83%
Investment Sector	6.71%
Real Estate Sector	3.14%
Industrial Sector	16.75%
Services Sector	34.36%
Food Sector	6.56%
Non Kuwaiti	0.18%
Unquoted Sector	0.43%
Cash & Cash Equivalent	11.03%

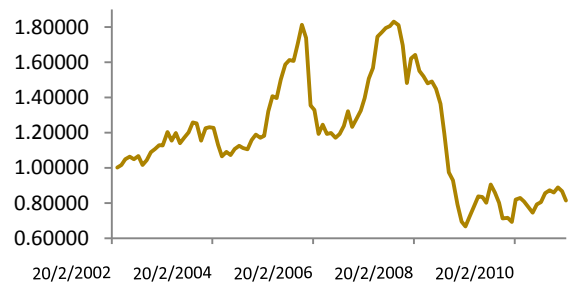
Investment Policy

The Fund management team has adopted a seamless, strategic and analytical approach towards enhancing fund returns while controlling risk, through maintaining a well diversified, high alpha, low beta profile to achieve capital appreciation, paying attention to valuation relative to growth, maintaining minimal losses. Extensively analyzing securities and monitoring company changes and rebalancing the fund with socio-economic changes.

Legal Disclaimer

Coast Mutual Funds are not deposits in, or obligations of, and are not guaranteed by any financial institution. Mutual funds are subject to investment risk. The investment return and principal value of an investment in a mutual fund will fluctuate, and an investor's shares when redeemed may be worth more or less than their original cost. Past performance does not guarantee future results.

Coast Investment Fund NAV - Since Inception



صندوق الساحل الإستثماري

Fund Manager

Coast Investment Co.

Management Fees

1% per annum

Performance

20% above 10% return

Fund Structure

Open-Ended Fund

Inception Date

2002 March

Currency

Kuwaiti Dinar

Minimum Investment

1,000 units

Subscription/Redemption

Up to 2.0%

Subscription/Redemption

Monthly

Custodian:

Gulf Bank

Custodian fees

0.125% per annum

Benchmark

KSE weighted Index

Zawya Code

CICCOIN.MF

Bloomberg

COASTIN:KK

Net Assets:

50.61 Million

Auditor

Grant Thornton

Fund Summary



شركة الساحل للاستثمار والتطوير
COAST INVESTMENT & DEVELOPMENT CO. K.S.C (CLOSED)

Coast Building, Shuhada Street, Al Sharq Area, Near Sawaber Complex
T (965) 2468388 F (965) 2415364 / 2408932 P.O.Box 26755, Safat 13128 Kuwait

cidco@coast.com
www.coast.com