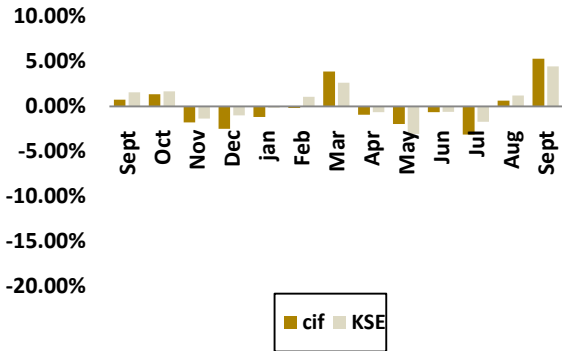
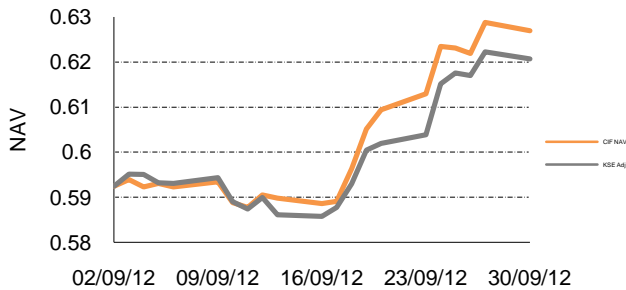


Monthly Fund Performance

	Sept	Oct	Nov	Dec	Jan	Feb	Mar	Apr	May	Jun	Jul	Aug	Sept
NAV	0.73%	1.35%	1.78%	2.49%	1.17%	0.19%	3.90%	0.92%	1.96%	0.64%	3.15%	0.65%	5.33%
KSE	1.56%	1.67%	1.34%	1.01%	0.13%	1.06%	2.64%	0.65%	3.06%	0.60%	1.71%	1.21%	4.45%

NAV vs. KSE monthly performance (Sept 2011– Sept 2012)

CIF Adjusted NAV vs. KSE Wtd Index
Daily basis - Sept 2012

Monthly Performance of the Fund

	Fund	KSE Wtd
NAV	0.627	
YTD - 2012	1.56%	3.04%
Since Inception	48.72%	202.77%
Volatility – SD (12months)	8.5%	7.01%
Sharpe Ratio (Inception)	0.11	0.86
Beta	0.9044	

Top Five Holdings

1 – Zain
2 – National Bank Of Kuwait
3 – Kuwait Food Co.(Americana)
4 – Kuwait Finance House
5 – Arabi Holding

Funds Sectors Allocation

Basic Materials	4.28%
Industrial	13.85%
Consumer Goods	8.77%
Telecommunication	10.83%
Banks	19.91%
Real Estate	4.33%
Financial Service	10.10%
Unquoted Sector	0.54%
Cash & Cash Equivalent	27.40%

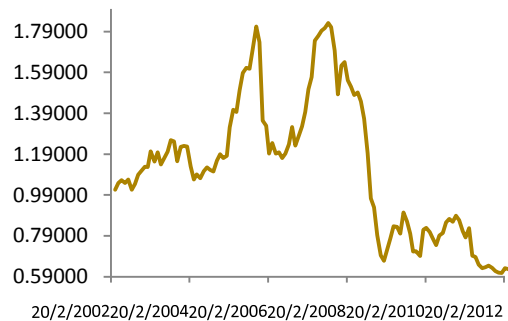
Investment Policy

The Fund management team has adopted a seamless, strategic and analytical approach towards enhancing fund returns while controlling risk, through maintaining a well diversified, high alpha, low beta profile to achieve capital appreciation, paying attention to valuation relative to growth, maintaining minimal losses. Extensively analyzing securities and monitoring company changes and rebalancing the fund with socio-economic changes.

Legal Disclaimer

Coast Mutual Funds are not deposits in, or obligations of, and are not guaranteed by any financial institution. Mutual funds are subject to investment risk. The investment return and principal value of an investment in a mutual fund will fluctuate, and an investor's shares when redeemed may be worth more or less than their original cost. Past performance does not guarantee future results.

Coast Investment Fund NAV - Since Inception



Fund Manager
Coast Investment Co.
Management Fees
1% per annum
Performance
20% above 10% return
Fund Structure
Open-Ended Fund

Inception Date
2002 March
Currency
Kuwaiti Dinar
Minimum Investment
1,000 units
Subscription/Redemption
Up to 2.0%

Subscription/Redemption
Monthly
Custodian:
Gulf Bank
Custodian fees
0.125% per annum
Benchmark
KSE weighted Index

Zawya Code
CICCOIN.MF
Bloomberg
COASTIN:KK
Net Assets:
40.92 Million
Auditor
Grant Thornton

Fund Summary



شركة الساحل الإستثماري والبناء
COAST INVESTMENT & DEVELOPMENT CO. K.S.C. (CLOSED)

Coast Building, Shuhada Street, Al Sharq Area, Near Sawaber Complex
T (965) 2468388 F (965) 2415364 / 2408932 P.O.Box 26755, Safat 13128 Kuwait

cidco@coast.com
www.coast.com